

Type: DA13-NA50/lxxx

Hz


Frequency/RPM

Speed


DA13-NA50/lxxR
case 96 x 24 mm



DA13-NA50/lxxG - 4
case 96 x 48 mm



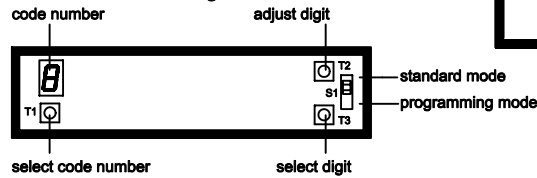
DA13-NA50/lxxR - 9
case 96 x 96 mm



number of digits

Article	Display
DA13-NA50/lxxx	□□□□□

controls behind front glass



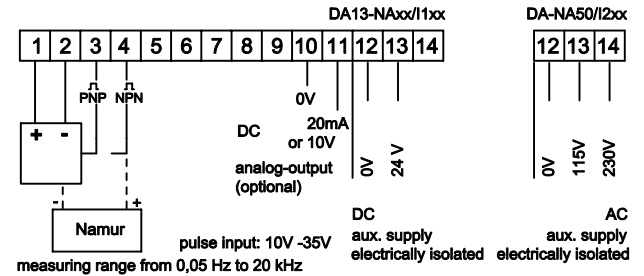
programming mode

code no.	display	description
0	█ 0 - 2 ---0 ---1 ---2	pulse control indication mode of operation 0 to 2 0 = direct measurement of frequency 1 = indicated value — frequency Hz 2 = indicated value — pulses per minute
1		Adjustment of the max. display-value of the selected mode of operation select digit with T3, adjustment of selected digit with T2 DecimalPoint (DP) should remain on the position where the DP should be shown in the standard mode
2		for operation mode 1: adjustment of the max. frequency value for operation mode 2: input of max. no. of pulses per minute
3	0 - 19 sec.	periodic time (low end frequency)
4	1...500	average value of 1 to 500 measurements
devices with analogoutput: (additional option)		
5		
6	---1---	analog output DC 0 = 0-20mA 1 = 4-20mA
7		analog output min. value (depends on display value)
8		analog output max. value (depends on display value)

display-messages

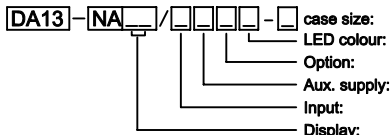
EEP	EEProm under programming
-----	overflow (lighting-up of middle segments)

rear connector with screw-type terminals



technical data

Aux. supply:	DA13-NA50/l10R: 18-35 V DC DA13-NA50/l20R: 115V/230 V AC
Power consumption:	max. 3 VA
Frequency range:	0,05 Hz to 20 kHz
Display span range:	programmable
Zero span range:	programmable
Conversion rate:	1-19 sec. programmable
Measuring fault:	+/- 0,01% of measured value +/- 1 digit/segment
Overflow:	lighting-up of middle segments
Display height:	14 mm
Resolution:	0...99999
Panel cutout:	DA13-NA50/lxxx : 92(+0,8) x 22,2(+0,3) mm DA13-NA50/lxxx-4 : 92(+0,8) x 45(+0,6) mm DA13-NA50/lxxx-9 : 92(+0,8) x 92(+0,8) mm
Mount.depth (without connector)	114 mm (102 mm)
Bezel height:	7,5 mm



without indication:	= 96 x 24 mm	4 = 96 x 48 mm	9 = 96 x 96 mm
R = red	G = green		
look chapter end of datasheet			
1 = 24 V DC	2 = 115/230V AC		
= frequency/speed			
50 = 5 digits			

GS Gebhardt & Schäfer Industrie-Elektronik GmbH

Porschestr. 11
D-51381 Leverkusen
Tel. +49 (0) 21 71 / 73 72 2 -0
Fax +49 (0) 21 71 / 73 72 2 -39
Internet: <http://www.GS-GmbH.de>
E-Mail: info@GS-GmbH.de

Kölner Bank eG
IBAN: DE62 3716 0087 0940 9250 10
BIC: GENODED1CGN
Kreissparkasse Köln
IBAN: DE65 3705 0299 0312 0061 45
BIC: COKSDE33

Deutsche Bank AG
IBAN: DE30 3757 0024 0851 0851 00
BIC: DEUTDE3375
Foreign Payments:
Account-No. 851 085 1
S.W.I.F.T. DEUTDEB 375

Geschäftsführer: 2.41
Karlheinz Schäfer
Guido Gebhardt
USt.-Nr. DE 123713297
Amtsgericht Köln, HRB 48860
D-U-N-S@: 340802073