

Type: DA13-NP DA13-NH BCD/Hex

DA13-Nx40/xxR
case 72 x 24mm



DA13-Nx40/xxR - 9
case 72 x 72mm



DA13-Nx60/xxG
case 96 x 24mm



DA13-Nx60/xxR - 9
case 96 x 96mm



DA13-Nx40/xxR - 4
case 72 x 48mm



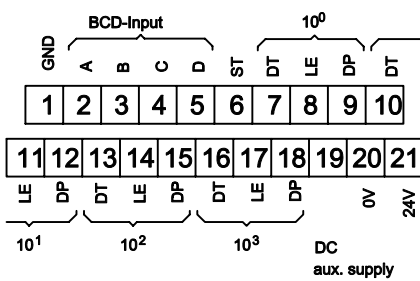
DA13-Nx60/xxG - 4
case 96 x 48mm



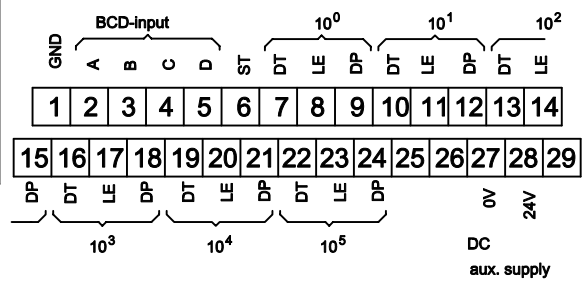
number of digits

Article	Display
DA13-Nx20/xxx	□□
DA13-Nx30/xxx	□□□
DA13-Nx40/xxx	□□□□
DA13-Nx50/xxx	□□□□□
DA13-Nx60/xxx	□□□□□□

rear connector with screw-type terminals



rear connector with screw-type terminals



code

input- Code	data inputs								operating inputs (X = H oder L)							
	A	L	H	L	H	L	H	L	H	L	H	L	X			
BCD- switches	B	L	L	H	H	L	L	H	H	L	L	H	H	X		
	C	L	L	L	L	H	H	H	H	L	L	L	H	H		
	D	L	L	L	L	L	L	L	L	H	H	H	H	H		
	Daten	X	X	X	X	X	X	X	X	X	X	X	X	X		
DA13-NP	0	1	2	3	4	5	6	7	8	9	-		Display	blank	latch	test
DA13-NH	0	1	2	3	4	5	6	7	8	9	A	b	C	d	E	F

technical data

power supply:	18 - 35 V DC
data-/operating-inputs:	active-high
	max. 35 V L < 7V, H > 10V
	min. 2 ms
display height:	14 mm
input resistance:	15 kOhm
power consumption:	max. 2,5 VA
temperature range:	-20 °C...+65 °C
mounting depth (without connector):	96 (88) mm
front frame height:	
DA13-N*20/** - DA13-N*40/**	5,2 mm
DA13-N*50/** - DA13-N*60/**	7,5 mm

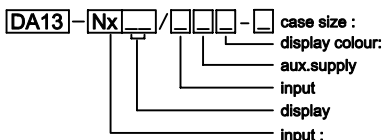
operating inputs

(independent from data inputs)

ST	Lamp Test	H-Signal =	all segments and decimal
		L-Signal =	points displays
DT	Blanking Input	H-Signal =	blank
		L-Signal =	decimal point blank
DP	Decimal Point	H-Signal =	decimal point displays
		L-Signal =	display follows the data on the BCD-input
LE	Latch Enable	H-Signal =	display remains although the data on the BCD-input changes
		L-Signal =	After a change of the LE-signal from L to H the display stores the information received before the signal changed.

panel cutout

DA13-Nx20/xxx - DA13-Nx40/xxx	68(+0,7) x 22,2(+0,3) mm	DA13-Nx50/xxx - DA13-Nx60/xxx	68(+0,7) x 22,2(+0,3) mm
DA13-Nx20/xxx-4 - DA13-Nx40/xxx-4	68(+0,7) x 45(+0,6) mm	DA13-Nx50/xxx-4 - DA13-Nx60/xxx-4	92(+0,8) x 45(+0,6) mm
DA13-Nx20/xxx-9 - DA13-Nx40/xxx-9	68(+0,7) x 68(+0,7) mm	DA13-Nx50/xxx-9 - DA13-Nx60/xxx-9	68(+0,7) x 92(+0,8) mm



without indication = 72 x 24 mm / 96 x 24 mm	4 = 72 x 48 mm / 96 x 48 mm	9 = 72 x 72 mm / 96 x 96 mm
R = red	G = green	
1 = 24 VDC		
A = active high 24V		
20 = 2 digits	30 = 3 digits	40 = 4 digits
P = BCD (0-9)	H = HEX (0-9)(A-F)	50 = 5 digits
		60 = 6 digits

GS Gebhardt & Schäfer Industrie-Elektronik GmbH

Porschestr. 11
D-51381 Leverkusen
Tel. +49 (0) 21 71 / 73 72 2 -0
Fax +49 (0) 21 71 / 73 72 2 -39
Internet: <http://www.GS-GmbH.de>
E-Mail: info@GS-GmbH.de

Kölner Bank eG
IBAN: DE62 3716 0087 0940 9250 10
BIC: GENODE33
Kreissparkasse Köln
IBAN: DE65 3705 0299 0312 0061 45
BIC: COKSDE33

Deutsche Bank AG
IBAN: DE30 3757 0024 0851 0851 00
BIC: DEUTDE33
Foreign Payments:
Account-No. 851 085 1
S.W.I.F.T. DEUTDEB 375

Geschäftsführer: 2.3
Karlheinz Schäfer
Guido Gebhardt
USt.-Nr. DE 123713297
Amtsgericht Köln, HRB 48860
D-U-N-S@: 340802073