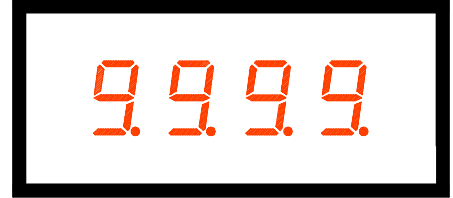


Type: DA25-NSxx/Axx serial interface

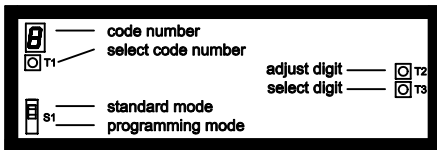
DA25-NS40/xxR
case 144 x 48 mm



DA25-NS40/xxR - 4
case 144 x 72 mm



controls behind front glass



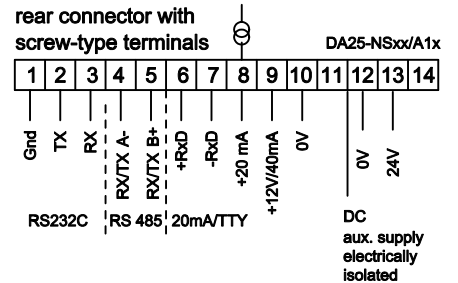
number of digits

Article	Display
DA25-NS30/xxx	888
DA25-NS40/xxx	8888

programming

code no.	display	0 0 0	description
0	Pr 0	0 1 2	interface RS232 20mA/TTY RS485
1	Pr 1	1 2 2 4 4 8 9 6 1 9 2	baud rate 1200 baud 2400 baud 4800 baud 9600 baud 19200 baud
2	Pr 2	1 2 3 4 5	data format parity data bit n none 8 Bit E even 7 Bit o odd 7 Bit E even 8 Bit o odd 8 Bit
3	Pr 3	1 2 3 4 5 6 7 8	telegram structure 1 D1 ... Dn time between 2 telegrams min. 200ms 2 <STX> D1 ... Dn <ETX> 3 <STX> address address D1 ... Dn <ETX> 4 <SOH> address address <STX> D1 ... Dn <ETX> 5 D1 ... Dn <CR/LF> 6 D1 ... Dn <CR> 7 <STX> D1 ... Dn <EOT> 8 <STX> D1 ... Dn <CR>
4	Pr 4	0 0 - 1 9 9	device address 00 ... 99 (100 addresses adjustable) address 1 one figure (-0 ... -9) address 99 two figure (00 ... 99)
5	Pr 5	0 1	presage zerona blank-out 0 = without 1 = with direction of writing right → left direction of writing left → right
6	Pr 6	- -	suppression up to 99 leading signs
7	Pr 7	0 0 1	0 = without comma 1 .. n = comma place 10 ¹ - 10 ⁿ (2. - n Digit) at negative value underline deactivated " minus + underline activated " - - - -
8	Pr 8	0 0 0 1 9 9	time-out-function OFF 01 - 99 sek. after receipt of last telegram TIME-OUT display shows: - - - f - -
		EEP	EEPROM under programming, instrument changes into standard mode

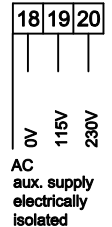
If you set under the code number 4 (-0...-9) an address will the telegramstructure be changed



software functions

function	ASCII	description
segment test	\$0	segment test on until receiving next data telegram
leading zeros	\$1	leading zeros displayed
	\$2	leading zeros suppressed
blinking sign	\$32	2 is blinking
blinking display	\$4	blinking display on
	\$5	blinking display off
direction of writing	\$6	left → right
	\$7	right → left

DA25-NSxx/A2



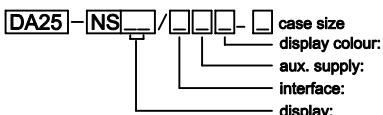
technical data

aux. supply:	DA25-NSxx/x1xx	18-35 V DC
	DA25-NSxx/x2xx	115/230VAC
power consumption:	max. 5 VA	
display height:	25,4 mm	
panel cutout:	DA25-NSxx/xxx	138(+1,0) x 45(+0,6) mm
	DA25-NSxx/xxx - 4	138(+1,0) x 68(+0,7) mm
mount.depth (without connector):	114 mm (102 mm)	
bezel height:	8,5 mm	

charcter format

Hex	20	2C	2D	2E	30	31	32	33	34	35	36	37	38	39	3D	41	43	45	46	48	4C	50	55	5D	5F	62	63	64	68	6E	6F	72	75	78	7E
Digit	.	-	.	0	1	2	3	4	5	6	7	8	9	=	A	C	E	F	H	L	P	U]	-	b	c	d	h	n	o	r	u	°	†	

unknown sign



without indication	= 144x 48 mm	4 = 144 x 72 mm
R = red	G = green	
1 = 24V DC	2 = 115/230VAC	
A = RS232C/V24 und 20mA/TTY and RS485		
30 = 3 digits	40 = 4 digits	

GS Gebhardt & Schäfer Industrie-Elektronik GmbH

Porschstrasse 11
D-51381 Leverkusen
Tel. +49 (0) 21 71 / 73 72 2 -0
Fax +49 (0) 21 71 / 73 72 2 -39
Internet: <http://www.GS-GmbH.de>
E-Mail: info@GS-GmbH.de

Kölner Bank eG
IBAN: DE62 3716 0087 0940 9250 10
BIC: GENODE33CGN
Kreissparkasse Köln
IBAN: DE65 3705 0299 0312 0061 45
BIC: COKSDE33

Deutsche Bank AG
IBAN: DE30 3757 0024 0851 0851 00
BIC: DEUTDE3375
Foreign Payments:
Account-No. 851 085 1
S.W.I.F.T. DEUTDEB 375

Geschäftsführer: 2.2
Karlheinz Schäfer
Guido Gebhardt
USt.-Nr. DE 123713297
Amtsgericht Köln, HRB 48860
D-U-N-S®: 340802073