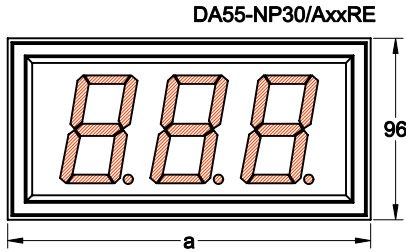


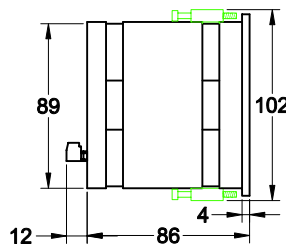
Type: DA55-NPxx/AxxE

BCD/hex/24V active high

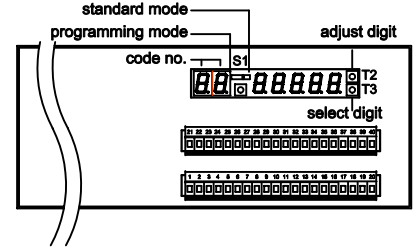
front view



side view



rear view



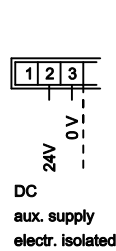
programming instructions

(select digit with key T3, adjust digit with key T2)

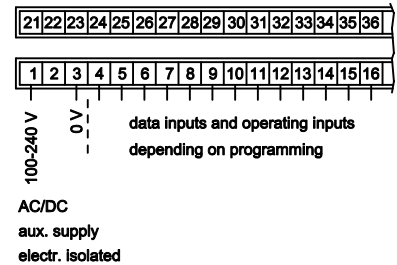
code no.		display		input code	data inputs																		
00		00000			A	L	H	L	H	L	H	L	H	L	H	L	H	L	H	L	H	L	H
BCD	parallel	0	1	display	L	L	L	L	L	L	L	L	L	L	L	L	L	L	L	L	L	L	L
	multiplex	0	1		H	H	H	H	H	H	H	H	H	H	H	H	H	H	H	H	H	H	H
Hex	parallel	0	1	display	L	L	L	L	L	L	L	L	L	L	L	L	L	L	L	L	L	L	L
	multiplex	0	1		H	H	H	H	H	H	H	H	H	H	H	H	H	H	H	H	H	H	H

rear connector with screw-type terminals

DA55-NPxx/A1



DA55-NPxx/A2



terminal inputs (KZ = code no.)

KZ	display	terminal	1	2	3	4	5	6	7	8	9	10	11	12	13	14	15	16	17	18	19	20	21	22	23	24	25	26	27	28	29	30	31	32	33	34	35	36	37	38	39	40
BCD	multiplex 0 1	aux. supply	BCD												10 ⁰				10 ¹				10 ²				10 ³				10 ⁴											
Hex	multiplex 0 3		BCD 10 ⁰												BCD 10 ¹				BCD 10 ²				BCD 10 ³				BCD 10 ⁴															

operating inputs: active high (independent from BCD-inputs)

ST lamp-test:	all segments and decimal points displayed
DT blanking input:	display blank
DP decimal point:	decimal point displayed
LE Latch Enable:	latch enable
after a change of the LE-signal from L to H the display stores the information received before the LE-signal changed.	

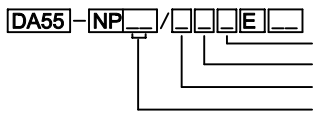
operating inputs (X = H or L)			
DT	H	L	X
LE	X	H	X
ST	L	L	H
data	X	X	X
display	blank	latch	test

technical data:

aux. supply:	DA55-NPxx/A1... 18 - 35 V DC
	DA55-NPxx/A2... 100 - 240 V AC/DC
power consumption:	max. 12VA
temperature range:	-20 °C ... +65 °C
data / operating inputs:	24V active high
	max. 35V L < 7V, H > 10V min. 2ms
input resistance:	15 kOhm
display height/colour:	LED 57 mm / red or green

case dimensions

DA55			aluminium case powder coated black	front frame	panel cutout
DA55-NP __ /xxx E			shell-depth (with terminal) 86 (98) mm	width [a]	b x h
30	0000			192	186 x 90
40	00000	30	0000 °C	240	234 x 90
50	000000	40	00000 °C	288	282 x 90
		50	000000 °C	336	330 x 90
				384	378 x 90



dimension: D = max. 2 signs	D1 = max. 4 signs
LED colour: R = Red	G = Green
aux. supply: 1 = 24V DC	2 = 230V AC
BCD-input: A = active high 24V	
digits: 30 = 3 digits	40 = 4 digits
	50 = 5 digits
	60 = 6 digits

GS Gebhardt & Schäfer Industrie-Elektronik GmbH

Porschestr. 11
D-51381 Leverkusen
Tel. +49 (0) 21 71 / 73 72 2 -0
Fax +49 (0) 21 71 / 73 72 2 -39
Internet: <http://www.GS-GmbH.de>
E-Mail: info@GS-GmbH.de

Kölner Bank eG
IBAN: DE62 3716 0087 0940 9250 10
BIC: GENODE33
Kreissparkasse Köln
IBAN: DE65 3705 0299 0312 0061 45
BIC: COKSDE33

Deutsche Bank AG
IBAN: DE30 3757 0024 0851 0851 00
BIC: DEUTDE33
Foreign Payments:
Account-No. 851 085 1
S.W.I.F.T. DEUTDEB 375

Geschäftsführer:
Karlheinz Schäfer
Guido Gebhardt
USt.-Nr. DE 123713297
Amtsgericht Köln, HRB 48860
D-U-N-S@: 340802073