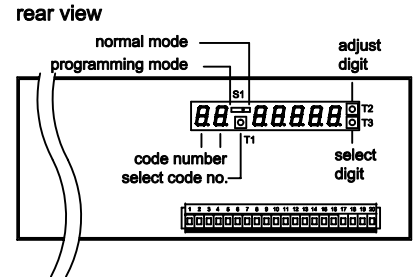
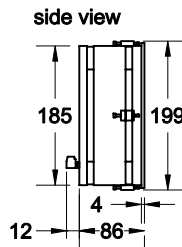
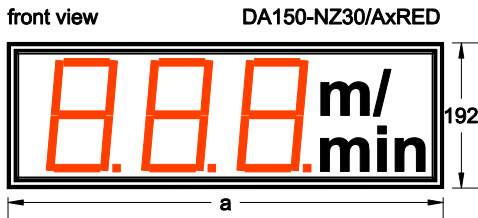


Type : **DA150-NZxx/AxxE**
totalizer



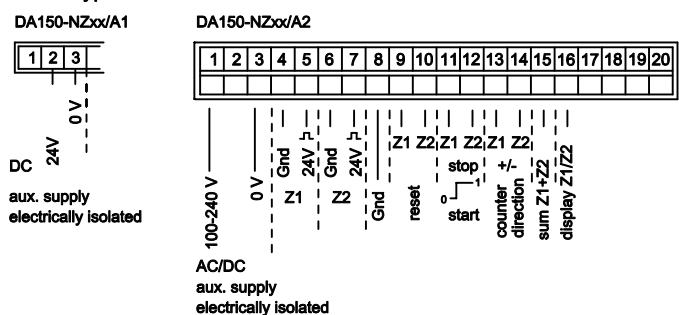
case dimensions

DA150	aluminium case powder seam		bezel width [a]	cutout panel b x h
	case depth (with terms)	86 (98) mm		
DA150-NZ __ /xxxE	DA150-NZ __ /xxxE D	DA150-NZ __ /xxxE D1		
30			432	426 x 186
40	30		576	570 x 186
50	40	30	720	714 x 186
	50	40	816	810 x 186
		50	912	906 x 186

programming

code number	display	description
00	0.0.0.0	
00	0.0.0.0	decimal point position 0 = without 2 = 0,00 1 = 0,0 3 = 0,000
	0.0.0.0	impulse flank 0 = neg. flank ≤ 1 kHz 1 = pos. flank ≤ 1 kHz 2 = neg. flank ≤ 10 Hz relay control 3 = pos. flank ≤ 10 Hz relay control
01	0.0.0.0	preset Z1
02	0.0.0.0	preset Z2
03	0.0.0.0	reset preset Z1
04	0.0.0.0	reset preset Z2
05	0.0.0.0	impulse divider Z1 (number of impulse/1 display step)
06	0.0.0.0	impulse divider Z2 (number of impulse/1 display step)
07	0.0.0.0	step width Z1 (display step/1 impulse)
08	0.0.0.0	step width Z2 (display step/1 impulse)

screw-type terminals



technical data

aux. supply :	DA150-NZxx/A1...	18-35 V DC
	DA150-NZxx/A2...	100-240 V AC/DC
temperature range :	-25 °C ... +65 °C	
area code :	programmable	
impulse input :	24V active high add/subtract L < 7V, H > 15V max. 35V	
operating input :	24V active high L < 7V, H > 15V max. 35V	
reset :	24V active high reset preset programmable	
stop :	24V active high	
start :	24V active low (< 7V: totalizer starts with impulse)	

counter option(entrance 13+14):	L = add H = subtract
sum formation (entrance 15):	H = sum of the count status Z1+Z2 will be displayed
display switching (entrance 16):	L = display counter status Z1 H = display counter status Z2
by falling down of the aux. supply will the counter status be saved	
input resistance :	15 kOhm
frequency :	max. 1kHz
pulse length :	min. 0,1 ms
steps :	programmable
display :	150 mm, LED red or green

DA150-NZ	dimension:	D = max. 2 figures	D1 = max. 4 figures
	display colour :	R = red	G = green
	aux. supply :	1 = 24V DC	2 = 230V AC
	input :	A = total. active high 24V	
	display :	30 = 3 digits	40 = 4 digits 50 = 5 digits

GS Gebhardt & Schäfer Industrie-Elektronik GmbH

Porschestr. 11
D-51381 Leverkusen
Tel. +49 (0) 21 71 / 73 72 2 -0
Fax +49 (0) 21 71 / 73 72 2 -39
Internet: <http://www.GS-GmbH.de>
E-Mail: info@GS-GmbH.de

Kölner Bank eG
IBAN: DE62 3716 0087 0940 9250 10
BIC: GENODED1CGN
Kreissparkasse Köln
IBAN: DE65 3705 0299 0312 0061 45
BIC: COKSDE33

Deutsche Bank AG
IBAN: DE30 3757 0024 0851 0851 00
BIC: DEUTDE33
Foreign Payments:
Account-No. 851 085 1
S.W.I.F.T. DEUTDEB 375

Geschäftsführer:
Karlheinz Schäfer
Guido Gebhardt
USt.-Nr. DE 123713297
Amtsgericht Köln, HRB 48860
D-U-N-S@: 340802073