

# Type: DA300-NAxx/AxxxW

## DC current/voltage

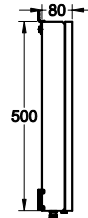
front view



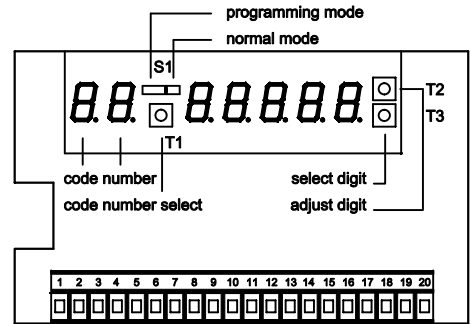
hing down  
2x PG11, wall attached

DA300-NA30/AxxRWD1

side view



control terms inside of the case



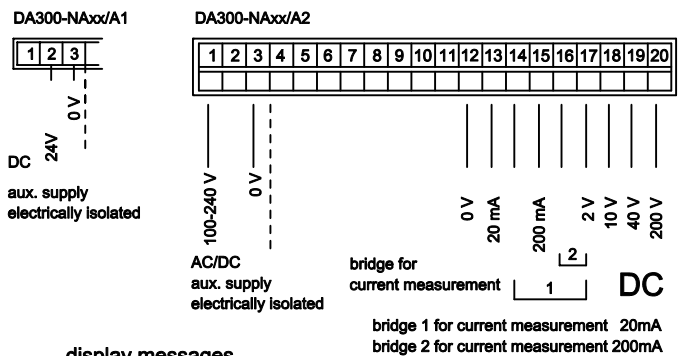
case dimensions

DA300		steel tin mounting case powder seam RAL 7032		outside dimensions mm	
DA300-NA __ /xxxW	DA300-NA __ /xxxW D	DA300-NA __ /xxxW D1	width x height x depth		
30	30		1000	500	80
40	30	30	1300		
50	40	30	1500		
	50	40	1800		
		50	2100		

### programming mode

code number	display	description
0		min. display value
1	P-L	min. input signal take over with T3 (to be applied)
2		max. display value
3	P-H	max. input signal take over with T3 (to be applied)
4	--99 -L--	average value of 1-99 measurements line break indication with value falling of 25% -- = no L = yes
5	2/5/10	rounding of last digit in steps of 2, 5 or 10

### rear connector with screw-type terminals



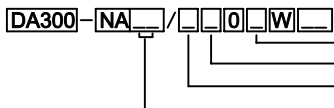
### display messages

Pr	EEProm under programming
----	overflow (flashing of display segments in the middle)

### general data

aux. supply :	DA300-NAxx/A1...	18-35 V DC
	DA300-NAxx/A2...	100-240 V AC/DC
temperature range:	-20 °C ... +65 °C	
measuring range(V):	2V / 10V / 40V / 200V	
measuring range(A):	20mA / 200mA	
display max:	programmable	
display zero :	programmable	
principle of measurement :	Dual-Slope-Integration	
error of measurement :	+/- 0,1% of measuring value +/- 1 digit/segment	
overflow :	flashing of segments in the middle	
average value :	adjustable from 1-500 measurements	
rounding last digit :	adjustable in steps of 2, 5 or 10	

input resistance	terminal	Ri
	17	100 kOhm
	18	560 kOhm
	19	2,2 MOhm
	20	12 MOhm
	13	100 Ohm
	15	10 Ohm
display:	200 mm, LED red or green	
resolution	..NA30..	-199 ...999
	..NA40..	-1999 ...9999
	..NA50..	-19999 ...99999



dimension:  
display colour :  
aux. supply :  
input :  
display :

D = max. 2 figures	D1 = max. 4 figures
R = red	G = green
1 = 24V DC	2 = 230V AC
A = DC current/voltage	
30 = 3 digits	40 = 4 digits
	50 = 5 digits