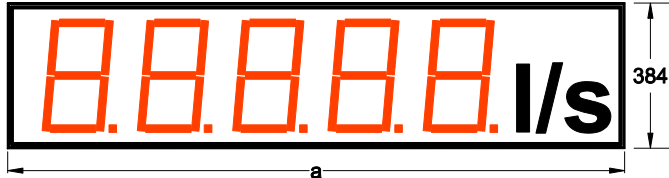


Type : **DA300-NZxx/AxxE**
totalizer

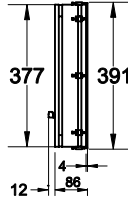


front view

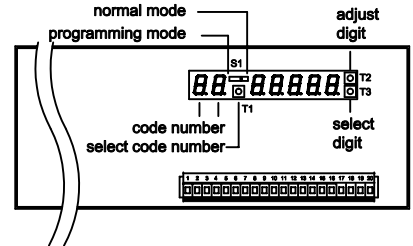


DA300-NZ50/AxRED

side view



rear view



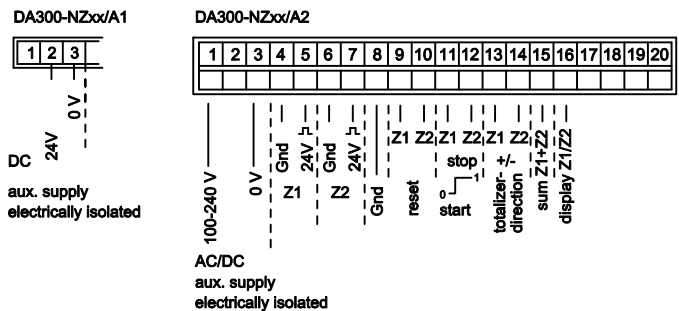
case dimensions

DA300	aluminium case powder seam		bezel width [a]	cutout panel b x h
	case depth(with terms)	86 (98) mm		
DA300-NZ __ /xxxE	DA300-NZ __ /xxxE D	DA300-NZ __ /xxxE D1		
30			816	810 x 378
40	30		1104	1098 x 378
50	40	30	1344	1338 x 378
	50	40	1632	1626 x 378
		50	1824	1818 x 378

programming

code number	display	description
00	00000	
00	00000	decimal point position 0 = without 2 = 0,00 1 = 0,0 3 = 0,000
	00000	impulse-flank 0 = neg. flank ≤ 1 kHz 1 = pos. flank ≤ 1 kHz 2 = neg. flank ≤ 10 Hz relay control 3 = pos. flank ≤ 10 Hz relay control
01	00000	preset Z1
02	00000	preset Z2
03	00000	reset-preset Z1
04	00000	reset-preset Z2
05	00000	impulse divider Z1 (number of impulse /1 display step)
06	00000	impulse divider Z2 (number of impulse /1 display step)
07	00000	step width Z1 (display step/1 impulse)
08	00000	step width Z2 (display step/1 impulse)

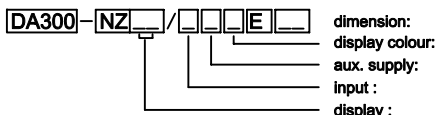
screw type terminals



technical data

aux. supply:	DA300-NZxx/A1...	18-35 V DC
	DA300-NZxx/A2...	100-240 V AC/DC
temperature range:	-25 °C ... +65 °C	
preset :	programmable	
impulse input:	24V active high	add. / subtract
	L < 7V, H > 15V max. 35V	
operating input:	24V active high	L < 7V, H > 15V max. 35V
reset:	24V active high	reset-preset programmable
stop:	24V active high	
start:	24V active low	(< 7V: totalizer starts with impulse)

totalizer option (input 13+14):	L = add. H = subtraction
sum creation (input 15):	H = sum of the count status Z1+Z2 will be displayed
display switch (input 16):	L = display counter value Z1 H = display counter value Z2
by falling of the aux. supply will the totalizer range be saved	
input resistance:	15 kOhm
totalizer frequenz :	max. 1kHz
impulse width :	min. 0,1 ms
step width :	programmable
display :	200 mm, LED red or green



D = max. 2 figures	D1 = max. 4 figures
R = red	G = green
1 = 24V DC	2 = 230V AC
A = total. active high 24V	
30 = 3 digits	40 = 4 digits
	50 = 5 digits

GS Gebhardt & Schäfer Industrie-Elektronik GmbH

Porschestr. 11
D-51381 Leverkusen
Tel. +49 (0) 21 71 / 73 72 2 -0
Fax +49 (0) 21 71 / 73 72 2 -39
Internet: <http://www.GS-GmbH.de>
E-Mail: info@GS-GmbH.de

Kölner Bank eG
IBAN: DE62 3716 0087 0940 9250 10
BIC: GENODED1CGN
Kreissparkasse Köln
IBAN: DE65 3705 0299 0312 0061 45
BIC: COKSDE33

Deutsche Bank AG
IBAN: DE30 3757 0024 0851 0851 00
BIC: DEUTDE33
Foreign Payments:
Account-No. 851 085 1
S.W.I.F.T. DEUTDEB 375

Geschäftsführer:
Karlheinz Schäfer
Guido Gebhardt
USt.-Nr. DE 123713297
Amtsgericht Köln, HRB 48860
D-U-N-S@: 340802073